



Paper strips color arranged from outside to inside: lilac, light purple, dark purple, champagne, viridity, light yellow, red, baby blue, apple green, dark brown, golden, pink, baby pink, lime juice, white, apricot.

Tips: Using Fine tip tool will make the flower refined.

1. Apricot 6petals flower:

Petal: Take apricot paper 15cm make a 9mm diameter loose circle, then pinch the shape of duck palm, 6pcs combine a flower.

White core: take 5cm length white (the white 3mm width paper may cut into 2 parts of 1.5mm width, to make the core much fine) make a tight coil.

Leaf: Take 13cm length of lime juice make a 10mm diameter hallow circle on the second step of Round Border Maker (or the similar diameter of the pen handle), then pinch to be leaf shape, and make 4pcs.


Branch: Take 7.5cm length of lime juice paper, folded in 3 layer and glue together.

All the parts glue together.




2. Pink Flower

Petal: Baby pink: Take 13cm baby pink rotate on the Short Pin Small Comb, total wrap 7 layer, take out as a eye shape. Pink: Take 16cm pink rotate on the same tool, total wrap 8 layers, pinch to be moon shape, make 2pcs. Then 3 pcs glue together, then take 7.5cm pink wrap out side 2 layer.



Take 13cm pink rotate 7layers, pinch to be "S" shape, make 2pcs, then glue together.
Take 10cm pink rotate 6layers, pinch to moon shape, make 2pcs, glue together as a Bud.




Leaf: Same way take 13cm lime juice make 7layers, pinch to be "S" shape. Take 10cm lime juice make 6layers, pinch to be "S" shape, make 2pcs.

Calyx of Flower: Take 6.5cm lime juice make 5mm diameter loose circle, squeeze to be semicircle.

Branch: Take 6.5cm length of lime juice folded and glue together, the top glue with the calyx. Take 3.5cm folded and glue with the bud.

All the parts glue together.



3. Golden nine petals flower

Petal: Take 15cm length of golden make 8mm loose circle, then pinch to be the shape of flame, make 9pcs and glue in the 25mm hole of the Round Mould.

Flower Core: Take 13cm dark brown, make tight coil.



Leaf: Take 13cm of apple green wrap on the Short Pin Small Comb, 7layer, make 3pcs, glue together; Take 6.5cm

length of apple green wrap outside, and glue together at the bottom as a branch.

Branch: Take 10cm length folded 3layers and glue together.

All the parts glue together.



4. Baby Blue Flower


Petal: Take 19.5cm length of baby blue make 9mm diameter loose circle, pinch to be tear drop, then make a heart shape, total make 7pcs, glue to be 4petals and 3petals flower.



Leaf: Take 1 strip of lime juice, rotate from the bottom pin on the Short Pin Small Comb, 2 pins as a layer, total rotate 9layers, cut off the extra paper. Same way making a 11layers. Pinch to be the shape of the leaf.

Branch: Take 10cm lime juice folded and glue together, then fold to be "V" shape.

All the parts glue together.



5. Red Carnation


Petal: Take 15cm length of red make 9mm diameter of loose circle, pinch to be tear drop, then to be arrow shape, make 5pcs. Take 13cm length of red make 8mm diameter of loose circle, same way pinch to be arrow shape. 3pcs big+2pcs small glue together as a big flower, and 2pcs big+ 1pc of small make a small flower.

Calyx of Flower: Take 6.5cm of lime juice make a tight coil and pinch it to be oval shape.

Leaf: Take 19.5cm length of lime juice make 10mm loose circle, and pinch to be eye shape, make 2pcs.

Branch: Take 10cm length of lime juice folded and glue together, then folded be "V" shape.

All the parts glue together.



6. Pink nine petals flower

Petal: Take 15cm length of baby pink make 8mm diameter loose circle, pinch to be tear drop, make 9pcs and glue together in the hole 23mm of the Round Mould.




Flower Core: Take 3cm length of light yellow, make a tight coil, make 3pcs and glue together.

Leaf: Take 13cm length of viridity make 8mm loose circle, pinch to be eye shape, make 3pcs. The take 6.5cm length viridity wrap one leaf outside, and glue together at the bottom as a branch. Make 2 group of the leaves.

Branch: Take 6.5cm length of viridity folded and glue together, pinch to be "S" shape.

All the parts glue together.



7. Lily of the valley:


Petal: Take 15cm length of champagne make 9mm loose circle, pinch to be tear drop, then to be flame shape, make 2pcs.

Flower Core: Take 3.5cm apricot make a tight coil, pinch to be oval shape.

Glue the flower in the 12mm hole of the Round Mould. Make 3pcs of flower.



Calyx of the flower: Take 2cm length of viridity make a hallow coil on the Awl, then pinch it and bending it.
 Branch: Take 9cm/8cm/6cm length of viridity, folded and glue together, make 3pcs.



Leaf: Take 13cm length of viridity make 8mm loose circle, pinch to be tear drop, make 2pcs
 Branch: Take 10cm/6.5cm length of viridity, wrap each leaf outside, and glue together at the bottom as a branch.
 All the parts glue together.



8. Purple Flower

Petal: (As the 4th baby blue flower's leaf). Take 12cm length of dark purple, rotate from the bottom pin on the Short Pin Small Comb, 2 pins as a layer, total 6layers. Same way making lilac and light purple, each 2pcs. Then same way taking 10cm length of dark purple rotate 5layers, same way as the lilac.

Calyx of flower: Take 15cm length lime juice make a tight coil, then take 6.5cm length wrap the tight coil and glue at the bottom to be a branch.

Leaf: (As 2. Pink flower's petal) Take 1 strip of lime juice rotated on the Short Pin Small Comb, total one side 13layers, other side 12layers, then pinch to be "S" shape as one Leaf. Same way making 10layers as a smaller leaf.


Stamen: Take different 3 purple color, 2.5cm length, folded, then cut the top to be sharp.

All the parts glue together.



9. White Daisy

Take 15cm length of white make 9mm loose circle, pinch to be eye shape. 9pcs glue together as a flower.



Leaf: Take 1 strip of apple green, folded, then glue together. Same way make a smaller one.
 Branch: Take 10cm length of apple green folded 3 layers and glue together.
 Flower Core: Take 6cm length of golden make a tight coil.
 All the parts glue together.

